


# World Top 100 Golf Courses

[www.top100golfcourses.com](http://www.top100golfcourses.com)




## World Top 100

Top 100 Golf Courses of the World is the ranking list on which every golf facility would love to appear. The reality, however, is that most courses that feature on our World Top 100 table are household names that have become permanent fixtures.


Region 100	World	Australia	UK&I	USA	Royal
TRR	67	100	67	36	31
JWF	55	95	48	31	30
Region Total	ROW	Australia	UK&I	USA	Total
TRR	105	432	124	195	856
JWF	114/16	540	117	130	917
TRR Golf Trips	151	108	10	17	With JWF 79
TRR Rounds	2021/252	2022/212	2023/225	2024/227	2025/189

# 1. Cypress Point




US 2009

## 2. Shinnecock Hills




USA 2015 - Attended US Open 1995

# 3. Pine Valley




2014

# 4. Royal County Down




Ireland 2006

# 5. Old Course St Andrews




Scotland 2009

# 6. Royal Melbourne (West)




# 7. National Golf Links




USA 2015

# 8. Royal Dornoch




Scotland 1995

# 9. Oakmont




To be played

# 10. Muirfield




Scotland 2009

# 11. Sand Hills




To be played

# 12. Merion (East)




US 2009

# 13. Augusta National




To be played - Attended US Masters 2000 and 2019

# 14. Turnberry (Ailsa)




Scotland 1995

# 15. Royal Portrush




UK and Ireland 2006

# 16. Kingston Heath




Victoria 2000

# 17. Pebble Beach




US 2009

# 18. Pacific Dunes




US 2010

# 19. Crystal Downs




To be played

# 20. Ballybunion (Old)




UK and Ireland 1999

# 21. Fishers Island




US 2015

# 22. Friars Head




To be played

# 23. Royal St Georges




England 2006

# 24. Chicago




To be played

# 25. Pinehurst No 2




US 2012

# 26. Carnoustie




Scotland 2006

# 27. Prairie Dunes




To be played

# 28. Sunningdale Old




Europe 2013

# 29. Seminole




To be played

# 30. Lahinch




Ireland 1999

# 31. Los Angeles (North)




US 2015

# 32. Winged Foot (West)




US 2010

# 33. Barnbougle Dunes




Tasmania 2005

# 34. San Francisco




US 2009

# 35. Hirono




To be played

# 36. Tara Iti




Bledisloe 2016

# 37. Riviera




US 2000

# 38. Royal Birkdale




UK 1989

# 39. New South Wales




1984

# 40. Morfontaine




Europe 2018

# 41. Brookline




US 2010

# 42. Kingsbarn




Scotland 2006

# 43. Sunningdale New




UK 2013

# 44. Cape Kidnappers




New Zealand 2019

# 45. North Berwick (West)




Scotland 2009

# 46. Cabot Cliffs




To be played

# 47. Portmarnock (Old)




# 48. Kawana (Fuji)




To be played

# 49. Camargo




To be played

# 50. Castle Stuart




Scotland 2016

# 51. Bethpage Black




# 52. Cape Whickham Links



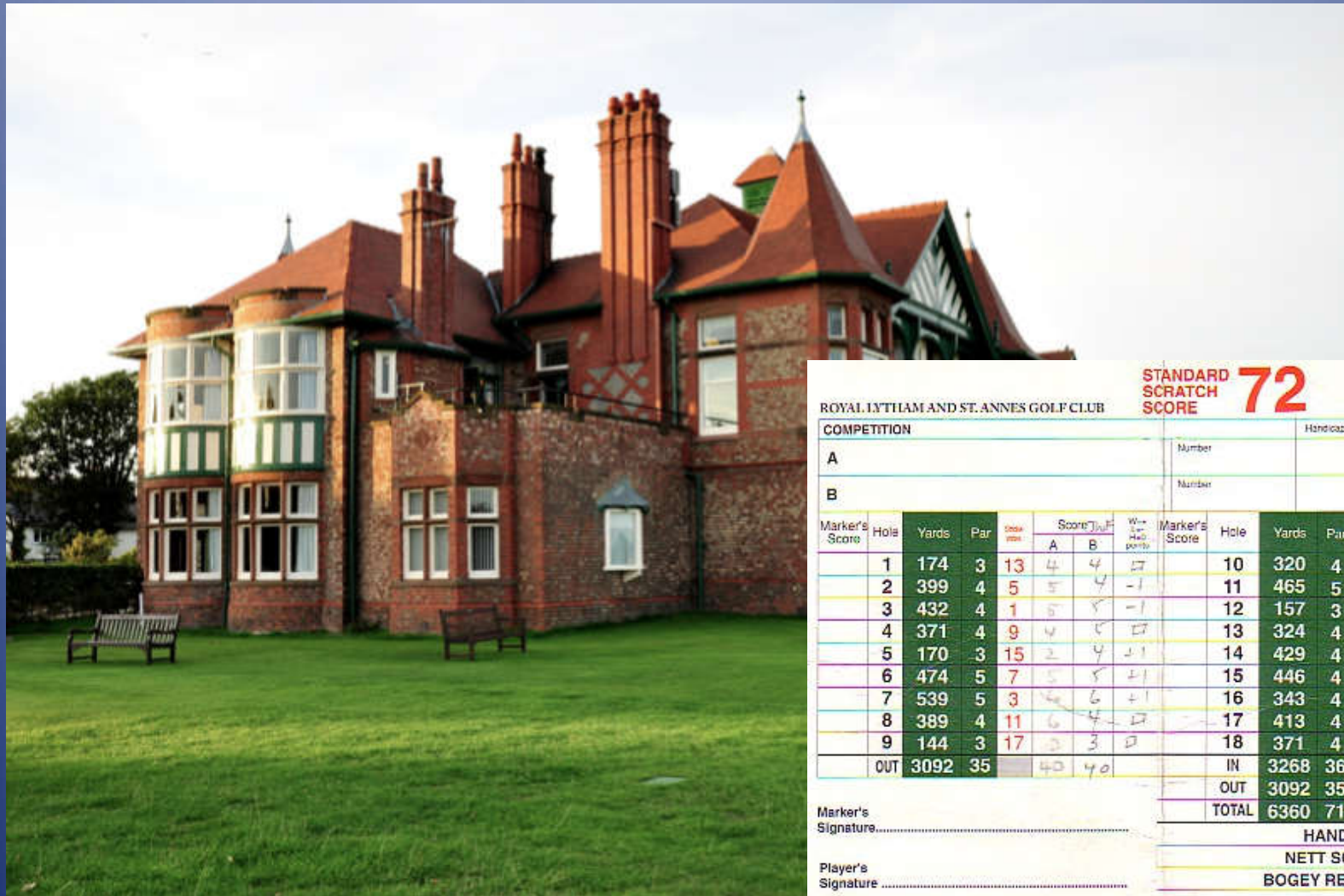

Victoria 2018

# 53. Oakland Hills (South)



To be played

# 54. Royal Lytham and St Annes



ROYAL LYTHAM AND ST. ANNES GOLF CLUB

**STANDARD SCRATCH SCORE 72**

Stroke Received .....  
Handicap .....  
Date .....

COMPETITION

A Number ..... Handicap ..... Strokes .....

B Number ..... Handicap ..... Strokes .....

Please replace divots, rake bunkers and repair pitch marks.

Marker's Score	Hole	Yards	Par	Stroke max	Score		W- to HCP points	Marker's Score	Hole	Yards	Par	Stroke max	Score		W- to HCP points
					A	B							A	B	
	1	174	3	13	4	4	0		10	320	4	10	5	5	0
	2	399	4	5	5	4	-1		11	465	5	4	5	6	+1
	3	432	4	1	5	5	-1		12	157	3	14	4	4	+1
	4	371	4	9	4	5	0		13	324	4	18	4	4	+1
	5	170	3	15	2	4	+1		14	429	4	6	5	5	+1
	6	474	5	7	5	5	+1		15	446	4	2	4	5	+2
	7	539	5	3	6	6	+1		16	343	4	16	4	4	+2
	8	389	4	11	6	4	0		17	413	4	8	6	3	+1
	9	144	3	17	3	3	0		18	371	4	12	6	5	0
	OUT	3092	35		40	40			IN	3268	36		43	41	
									OUT	3092	35		40	40	
									TOTAL	6360	71		83	83	

Marker's Signature .....

Player's Signature .....


HANDICAP

NETT SCORE

BOGEY RESULT


UK and Ireland 1999

# 55. Ballyneal




To be played

# 56. Kiawah Island (Ocean)




US 2012

# 57. Royal Aberdeen




Scotland 2016

# 58. St Georges



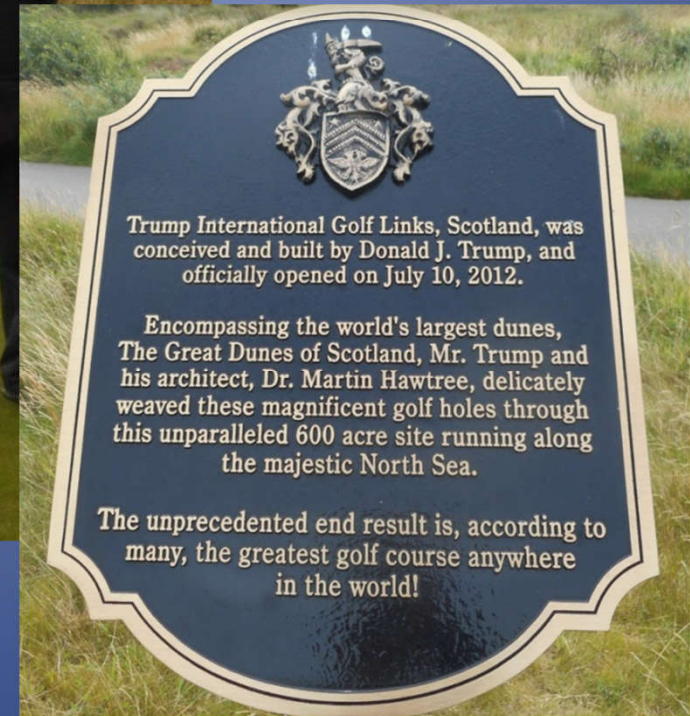

To be played

# 59. Diamante (Dunes)




To be played

# 60. Trump Scotland




# 61. Cabot Links




To be played

# 62. Swinley Forrest




UK 2014

# 63. Whistling Straits (Straits)




US 2011

# 64. Royal Porthcawl




UK 2013

# 65. Muirfield Village




To be played

# 66. Lost Farm




Tasmania 2013

# 67. Garden City




To be played

# 68. St Georges Hill




UK and Ireland 2018

# 69. Somerset Hills




To be played

# 70. Bandon Dunes




US 2009

# 71. Cruden Bay




Scotland 1995

# 72. TPC Sawgrass (Stadium)




US 2012

# 73. Old Sandwich




To be played

# 74. California Golf Club




US 2016

# 75. Victoria




Victoria 1994

# 76. Old Town




To be played

# 77. Ganton




England 2009

# 78. Woodhall Spa




England 2009

# 79. Olympic (Lake)




US 2000

# 80. Maidstone




# 81. Ellerston




Hunter Valley 2017

# 82. Cas de Campo




# 83. Quakers Ridge




US 2012

# 84. Shoreacres




To be played

# 85. Walton Heath (Old)




England 2009 (Lucifer)

# 86. Old MacDonald




US 2010

# 87. St Enodoc Church




UK and Ireland 2018

# 88. Golf Club




To be played

# 89. Koninklijke Haagsche




To be played

# 90. South Cape Owners Club




To be played

# 91. Shanqin Bay




To be played

# 92. Yokohama (West)




To be played

# 93. European Club




UK and Ireland 2006

# 94. Southern Hills




To be played

# 95. Winged Foot (East)




# 96. Naruo




To be played

# 97. Paraparaumu Beach Club




2018 Top 100 World - [www.top100golfcourses.com](http://www.top100golfcourses.com)

# 98. West Sussex




To be played

# 99. Royal Adelaide





South Australia 2002

# 100. Utrcht De Pan



To be played

# Other Top 100 Courses




Top 100 *golf courses* 2017 in partnership with OSCAR JACOBSON

Castle Stuart


Home	World Top 100	Golf Resorts	Ranking & Rating	About Us	Contact Us	Your Gems	News	Top Reviewers	Member Login
Africa	Asia	Britain & Ireland	Caribbean	Central & South America	Continental Europe	Middle East	North America	Oceania	

# 50. Baltusrol (Lower)




US 2011

# 44. Royal Troon




Scotland 1995


# 52. Oak Hill (East)




# 58. Medinah (No. 3)



# 60. Nine Bridges




# 63. Kauri Cliffs




New Zealand 2001

# 66. Loch Lomond




UK 2014

# 70. Harbour Town




US 2012

# 71. Inverness




# 72. Royal Melbourne (East)




2013

# 76. Nanea




# 79. Highland Links







# 83. Scioto



# 84. Tokyo




# 85. Spyglass Hill




US 2009

# 88. Cabo del Sol (Ocean)




# 89. Valderama




Europe 2013


# 90. Shadow Creek



# 91. Congressional Blue




# 92. East Lake




US 2012

# 96. Durban Country Club




South Africa 2017

# 97. Machrihanish




UK 2014

# 99. Wentworth (west)




UK 2013

# 100. Hamilton (West/South)




# Woking




UK 2009 - GA 2013 #100


# Torrey Pines (South)



# The Berkshire (Blue)




# Bandon Trails




US 2011 - GA 2013 #84

# Pasatiempo




US 1996 - GA 2013 #83

# Monterey Peninsula (Shore)



# Island Club



The Royal Dublin Golf Club

Date..... Competition.....

Name in Block Capitals  H-Club  5% Retel  Comp No Name in Block Capitals


A..... C.....

B..... D.....

Marker	Hole	Name	Blue	White	Yellow	Par	S.I.	P - Score			GW	+0- Pls
								A	B	C		
1	North Bull	367	357	343	4	8	7	4	7	5	+1	
2	Babington's	445	430	422	5	18	6	5	2	6	+2	
3	Alps	373	370	345	4	4	6	5	2	4	+1	
4	Feather Bed	163	157	141	3	14	4	4	1	3	0	
5	Ireland's Eye	446	407	389	4	2	4	5	2	5	0	
6	Valley	543	521	466	5	10	4	5	3	5	0	
7	Ardilaun	196	171	148	3	12	4	5	0	4	-1	
8	Ben Howth	375	354	314	4	6	6	4	3	5	0	
9	Davidson's	159	148	129	3	16	3	3	2	3	0	
	OUT	3067	2915	2698	35		44	40	18	40		
10	Mame	422	381	345	4	1	6	5	2	5	0	
11	Calt's	500	484	471	5	11	6	6	2	6	0	
12	Campbell's	184	167	139	3	15	4	4	1	3	-1	
13	Dardanellas	423	390	371	4	3	6	6	1	5	-2	
14	Moran's	513	497	463	5	13	5	5	2	5	-2	
15	Hogan's	415	395	378	4	7	6	5	2	4	-3	
16	Dolly	278	258	240	4	17	5	4	2	4	-3	
17	Coastguard's	402	380	353	4	9	6	5	2	5	-3	
18	Garden	442	430	419	4	5	5	7		5	-4	
	HOME	3579	3382	3179	37		49	47		42		
	ADD OUT	3067	2915	2698	35		44	40		82		
	TOTAL	6646	6297	5877	72		93	87				

UK and I 2006 - GA 2013 #77

# Formby



**FORMBY GOLF CLUB**

1884

1915/2013

COMPETITION: 1915/2013 Please indicate which tee used: PAR 72 / 74

DATE: THURSDAY 17TH AUGUST TIME: ENTRY NO: Handicap: Stroke Card: PAR 72 / 74

Player A: PAR 72 / 74

Player B: PAR 72 / 74



Hole	Marker's Score	Blue Yards	White Yards	Yellow Yards	Stroke Index	par	Score	Nett. Score	H + 1	Ball Start	Stroke Index
1	435	415	394	11	4	5				368	4 11
2	403	381	372	8	4	4				330	4 9
3	538	518	499	3	5	5				483	5 3
4	312	312	310	15	4	4				306	4 15
5	183	182	153	17	3	3				148	3 17
6	428	402	385	7	4	2				372	4 7
7	419	377	368	13	4	5				350	4 13
8	493	493	480	1	5	6				439	4 1
9	450	450	444	5	4	5				410	4 5
	3661	3510	3405	OUT	37	37				3206	36
10	215	188	178	16	3	4				170	3 16
11	422	384	376	12	4	4				367	4 12
12	421	405	385	4	4	4				320	4 4
13	431	380	370	10	4	5				356	4 10
14	435	417	417	6	4	5				340	4 6
15	403	403	393	2	4	5				378	4 2
16	127	127	115	18	3	3				115	3 18
17	494	494	486	8	5	5				430	4 8
18	419	390	380	14	4	6				370	4 14
	3367	3188	3100	IN	35	41				2846	34
	3661	3510	3405	OUT	37	39				3206	36
	7028	6698	6505	TOT	72	80				6052	70

Handicap Points: **HANDICAP** **NETT**

Marker's Signature: \_\_\_\_\_ Player's Signature: \_\_\_\_\_

UK 2006 - GA 2013 #77

# Royal Cinque Ports



## ROYAL CINQUE PORTS GOLF CLUB

### LOCAL RULES

#### 1. OUT OF BOUNDS (Rule 27-1)

a) On or over the road alongside the right hand side of the 1st hole.  
b) Beyond the fences bounding the course.

#### 2. SEA WALL including the path along the top, is an integral part of the course (Rule 20)

#### 3. ANCIENT HIGHWAY, where it crosses the 11th hole and to the left of the 12th fairway (indicated by white stones) are areas of G.C.R. (Rule 20-1a and 1b)

#### 4. STONES IN BUNKERS are movable obstructions (Rule 24-1 applies)

#### 5. FIXED SPRINKLER HEADS - all fixed sprinker heads are immovable obstructions and relief from interference by them may be obtained under Rule 24-2. In addition, if such an obstruction is on a green with two clubs

#### 6. WEIGHTS OF THE PUTTING GREEN - if the putting green is played into one of the lines of play between the ball and the hole, the player may obtain relief without penalty, as follows: If the ball lies on the putting green but not in a hazard and is within two club lengths of the nearest point to where the ball lay which is not nearer the hole, and so avoids such interference, weight is not to be placed on a putting green.

#### 7. RED PATHWAYS are an integral part of the course and as such are not subject to relief

#### 8. RED PATHWAYS are an integral part of the course and as such are not subject to relief

#### 9. RED PATHWAYS are an integral part of the course and as such are not subject to relief

#### 10. RED PATHWAYS are an integral part of the course and as such are not subject to relief

#### 11. RED PATHWAYS are an integral part of the course and as such are not subject to relief

#### 12. RED PATHWAYS are an integral part of the course and as such are not subject to relief

#### 13. RED PATHWAYS are an integral part of the course and as such are not subject to relief

#### 14. RED PATHWAYS are an integral part of the course and as such are not subject to relief

#### 15. RED PATHWAYS are an integral part of the course and as such are not subject to relief

#### 16. RED PATHWAYS are an integral part of the course and as such are not subject to relief

#### 17. RED PATHWAYS are an integral part of the course and as such are not subject to relief

#### 18. RED PATHWAYS are an integral part of the course and as such are not subject to relief

EVENT:	HOLES	SPRINT	TEES	PAR	SSR	PRIZE
PLAYER A			White	72	73	
PLAYER B			Yellow	71	71	
DATE:			Ladies	74	74	

Hole	Men's Score	Wife's Score	Par	Yellow Yards	Red Yards	Score	Par	Stroke
1	387	4	356	12	4		299	4 12
2	401	4	363	8	5		337	4 14
3	510	5	453	2	5		425	5 2
4	152	3	151	18	5	10	112	3 18
5	542	5	499	4	5		418	5 4
6	325	4	322	14	5		240	4 10
7	382	4	359	6	5		312	4 6
8	171	3	152	16	3		132	3 16
9	414	4	399	10	5		349	4 7
OUT	3284	36	3054	42			2624	36


Please avoid slow play at all times

10	364	4	359	11	4		325	4 13
11	408	4	384	5	5		361	4 1
12	449	4	432	1	6		408	5 11
13	421	4	406	13	5		347	4 3
14	222	3	214	7	4		160	3 17
15	451	4	416	3	5		402	5 8
16	507	5	473	15	6		405	5 5
17	397	4	363	17	6		299	4 15
18	457	4	397	9	6		339	4 9
IN	3676	36	3444	47			3046	38
OUT	3284	36	3054	42			2624	36
TOTAL	6960	72	6498	89			5670	74

Handicap NETT


Player's Signature: \_\_\_\_\_ Marker's Signature: \_\_\_\_\_

# Prestwick



UK 1995 - GA 2013 #59

# New Course St Andrews



**NEW COURSE MAP**

**CLUBHOUSE**  
The Clubhouse is the central point of all activities and events. There are two bars, a restaurant, a shop and a lounge as well as a bar, cafe and reception.

**NEW COURSE**  
St Andrews Links Golf changes are in the Links Clubhouse and behind the clubhouse of the Old Course. There is a new range of golf, new clubhouse and golf. The new course is a 27-hole course. It is a new course built to ensure the preservation and maintenance of the historic Links.

[st-andrews.org.uk](http://st-andrews.org.uk)


**THE NEW COURSE**  
[st-andrews.org.uk](http://st-andrews.org.uk)

CONSTRUCTION	Black & White	Black & Red	Blue	Green	Red	Red & Blue	Red & Green	Red & Blue & Green
<b>PAR 3</b>	1	1	1	1	1	1	1	1
<b>PAR 4</b>	1	1	1	1	1	1	1	1
<b>PAR 5</b>	1	1	1	1	1	1	1	1
<b>TOTAL</b>	3	3	3	3	3	3	3	3

**GENERAL NOTES**


- The new course is a 27-hole course.
- The new course is built to ensure the preservation and maintenance of the historic Links.
- The new course is a 27-hole course.

# Metropolitan




RT 1994 – GA 2013 #48


# Gleneagles Kings



# Fancourt Links




# Gary Player Country Club




South Africa 2017 – GD 2014 #24

# Memphremagog




# National Old




Victoria 1996 – GD 2014 #87

# Pacific Dunes




# Sebonack



US 2015 – GD 2016 #94

# Sentosa



SENTOSA GOLF CLUB  
SINGAPORE

[GOLFING](#)

[MEETING & EVENTS](#)

[MEMBERSHIP](#)

[ABOUT](#)

[DINING](#)

[HAPPENINGS](#)

[CONTACT](#)

[BOOK TEE TIMES](#)




RANKED NO. 58 AMONG THE WORLD'S  
100 GREATEST GOLF COURSES  
- THE SERAPONG

BY GOLF DIGEST 2016

Singapore 1997 – GD 2016 #94


# Waterville




## *Waterville Golf Links*

BOOK A TEE TIME

# Western Gailes




# British Open Courses



Carnoustie		Muirfield		Musselburgh	
Prestwick		Prince's		Royal Birkdale	
Royal Cinque Ports		Royal Liverpool		Royal Lytham & St Annes	
Royal Portrush		Royal St George's		Royal Troon	
St Andrews		Turnberry			


Venue	Times Hosted	Years Hosted
Old Course at St Andrews	28	1873, 1876, 1879, 1882, 1885, 1888, 1891, 1895, 1900, 1905, 1910, 1921, 1927, 1933, 1939, 1946, 1955, 1957, 1960, 1964, 1970, 1978, 1984, 1990, 1995, 2000, 2005, 2010, 2015
Prestwick Golf Club	24	1860–1870, 1872, 1875, 1878, 1881, 1884, 1887, 1890, 1893, 1898, 1903, 1908, 1914, 1925
Muirfield	15	1892, 1896, 1901, 1906, 1912, 1929, 1935, 1948, 1959, 1966, 1972, 1980, 1987, 1992, 2002, 2013
Royal St George's Golf Club	14	1894, 1899, 1904, 1911, 1922, 1928, 1934, 1938, 1949, 1981, 1985, 1993, 2003, 2011
Royal Liverpool Golf Club	11	1897, 1902, 1907, 1913, 1924, 1930, 1936, 1947, 1956, 1967, 2006, 2014
Royal Lytham & St Annes Golf Club	11	1926, 1952, 1958, 1963, 1969, 1974, 1979, 1988, 1996, 2001, 2012
Royal Birkdale Golf Club	9	1954, 1961, 1965, 1971, 1976, 1983, 1991, 1998, 2008
Royal Troon Golf Club	8	1923, 1950, 1962, 1973, 1982, 1989, 1997, 2004, 2016
Carnoustie Golf Links	7	1931, 1937, 1953, 1968, 1975, 1999, 2007
Musselburgh Links	6	1874, 1877, 1880, 1883, 1886, 1889
Turnberry	4	1977, 1986, 1994, 2009
Royal Cinque Ports Golf Club	2	1909, 1920
Prince's Golf Club	1	1932
Royal Portrush Golf Club	1	1951

# Open Courses




Carnoustie 2006

# Open Courses




Royal Birkdale 1989

# Open Courses




Prestwick 1995

# Open Courses




Muirfield 2006

# Open Courses




Musselburgh 2009

# Open Courses




Prince's 2006

# Open Courses




Turnberry 1995

# Open Courses




Royal Troon 1995

# Open Courses




Royal Cinque Ports 2006

# Open Courses




Royal St Georges 2006

# Open Courses




St Andrews 2006

# Open Courses




Royal Portrush 2006

# Open Courses




Royal Lytham and St Annes 1999

# Open Courses



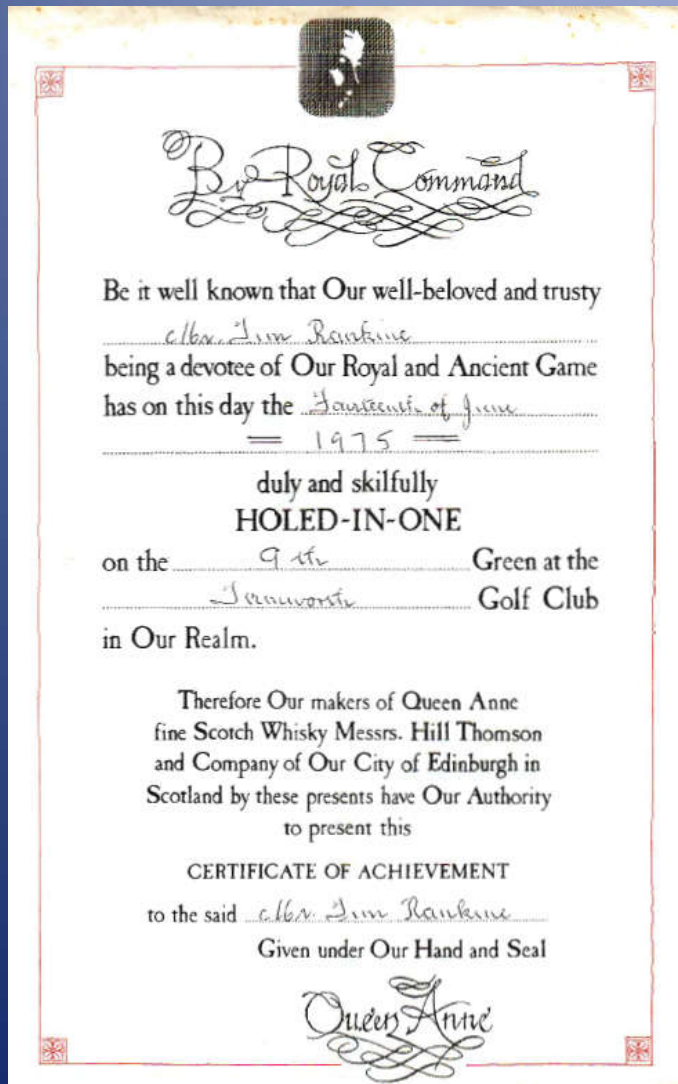

Royal Liverpool 2006




Tim Rankine

Holes in One

# 1. Tamworth 1975



# 2. RSGC 1996



Royal

## "Hole-in-One"

*This is to Certify that*

*T. R. Rankine*

*Holed-in-One*

*at*

*The Royal Sydney Golf Club*

*on*

*4th August, 1996*

*Signed*

*W. L. Humphreys*

SECRETARY

Hole

*14th*


Par

*3*

Length

*177* metres

# Tim Rankine – RSGC Par 3 Holes



14<sup>th</sup> - 4<sup>th</sup> August 1996 (Royal Sydney Cup)



3<sup>rd</sup> - 10<sup>th</sup> October 2013



6<sup>th</sup> - 3<sup>rd</sup> June 2000

Wednesday Mens

14 October, 2020 - Stableford

Course: GA Course  
Venue: The Royal Sydney Golf Club

Rank: 44 - Tim Rankine


Round 1 : White - Handicap [ 11.59 ]

	1	2	3	4	5	6	7	8	9	Total
Par	4	5	3	4	4	3	5	4	4	36
Strokes	4	6	3	7	6	5	5	5	5	46
Score	2	2	2	0	1	0	3	2	2	14
Par	4	4	4	5	3	4	5	3	4	36
Strokes	6	7	4	4	5	5	5	1	4	42
Score	1	0	3	3	0	1	2	5	3	18

Ace / Albatross Eagle Birdie Par Bogey D. Bogey +

17<sup>th</sup> - 14<sup>th</sup> October 2020

# 3. RSGC 1999



“Hole-in One”  
“Hole-in One”



This is to certify that

**Tim Rankine**

Holed in one

Witnessed by


*Tim Rankine*

At The Royal Sydney Golf Club  
Rose Bay, NSW  
On 22<sup>nd</sup> October 1999


3<sup>rd</sup> Hole

Par 3  
Length 150 meters

# 4. RSGC 2000



# 5. Millbrook 2012



## “Hole-in One” “Hole-in One”



This is to certify that

**Tim Rankine**

Holed in one

Witnessed by

*John Fitzpatrick*  
*Andrew Rankine*

At The Millbrook Golf Club  
Queenstown, New Zealand


On 25<sup>th</sup> November 2012

9<sup>th</sup> Hole (Arrow)

Par 3

Length 131 meters

# 6. RSGC 10<sup>th</sup> October 2013



Witnessed by  
*Michael Dunn*  
*Daryl Stewart*  
*Richard Michaels*

## “Hole-in One” “Hole-in One”

This is to certify that

### Tim Rankine

Holed in one

At The Royal Sydney Golf Club  
Rose Bay, NSW

On 10th October 2013




3<sup>rd</sup> Hole

Par 3

Length 150 meters

# 7. RSGC 14<sup>th</sup> October 2020



Witnessed by  
*Steven Rankine*  
*Tom Jenkins*  
*Mark Sinclair*

## “Hole-in One” “Hole-in One”

This is to certify that

### Tim Rankine

### Holed in one

At The Royal Sydney Golf Club  
Rose Bay, NSW

On 14<sup>th</sup> October 2020



Wednesday Mens

14 October, 2020 - Stableford  
Course: GA Course  
Venue: The Royal Sydney Golf Club

Rank: 44 - Tim Rankine

Round 1: White - Handicap [ 11.59 ]

	1	2	3	4	5	6	7	8	9	Total
Par	4	5	3	4	4	3	5	4	4	36
Strokes	4	6	3	7	6	5	5	5	5	46
Score	2	2	2	0	1	0	3	2	2	14

	10	11	12	13	14	15	16	17	18	Total
Par	4	4	4	5	3	4	5	3	4	36
Strokes	6	7	4	4	5	6	5	1	4	42
Score	1	0	3	3	0	1	2	5	3	18


Acc / Albatross Eagle Birdie Par Bogeey D. Bogeey +

17<sup>th</sup> Hole

Par 3

Length 183 meters

# Par Round



Player	TIM RANKING		HCP	7
Marker	ANDREW RANKING		HCP	
Event	RT 2013 - 13TH FEBRUARY			
ACR	Gross			
Red	71.7	HCP		
Blue	71.3	Net		
Black	74.6			


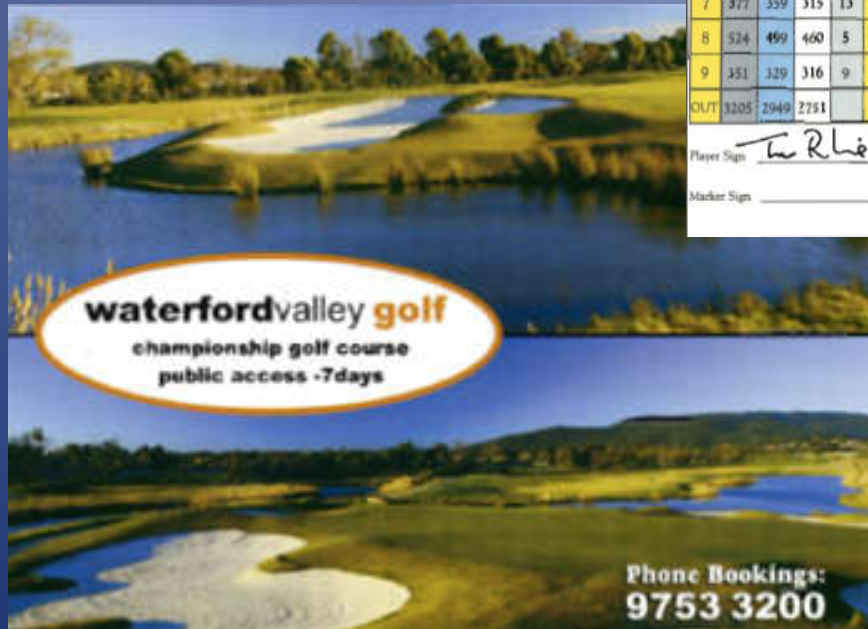
HOLE	BLACK	BLUE	WHITE	INDEX	PAR	P1	P2	RESULT	P3	P4	RED	INDEX
1	352	330	318	14	4		4	2			285	14
2	179	162	162	6	3		4	2			157	7
3	349	313	307	12	4		4	2			279	8
4	345	331	297	8	4		3	3			287	11
5	120	119	106	16	3		2	3			96	16
6	608	507	470	3	5		5	3			391	6
7	377	359	315	13	4		4	2			281	9
8	524	499	460	5	5		5	3			445	3
9	351	329	316	9	4		4	2			284	12
OUT	3205	2949	2751		36		35	22			2505	


HOLE	BLACK	BLUE	WHITE	INDEX	PAR	P1	P2	RESULT	P3	P4	RED	INDEX
10	371	333	330	7	4		4	3			315	5
11	552	534	509	11	5		5	2			463	15
12	376	356	315	18	4		4	2			268	18
13	217	200	173	4	3		3	3			152	2
14	513	498	475	17	5		5	2			450	10
15	342	285	277	15	4		4	2			268	17
16	409	376	351	2	4		4	3			324	4
17	177	167	160	10	3		4	1			340	13
18	383	362	335	1	4		4	3			285	1
IN	3340	3111	2925		36		37	21			2665	
OUT	3205	2949	2751		36		35	22			2505	
TOT	6545	6060	5676		72		72	43			5170	

Player Sign	<i>Tim Ranking</i>	Date	13/2/2013
Marker Sign		Tee	BLUE



# RSGC



**STRIP HANDICAP**

CLUB NUMBER: RSGC HOME CLUB: CCR

Player(s): TIM RANKINE Handicaps: 7

HOLES	METRES	PAR	STROKE INDEX (Day and Stroke)	Match	PLAYER	MARKFR	Result	HOLES	METRES	PAR	STROKE INDEX (Day and Stroke)	Match	PLAYER	MARKFR	Result
1	241	4	18 15		4			10	380	4	10 25		10		4
2	475	5	14 5		5			11	388	4	2 19		4		4
3	150	3	7 11		3			12	346	4	11 26		14		4
4	376	4	21 7		5			13	463	5	17 18		5		5
5	366	4	3 20		1	4		14	170	3	6 6		4		4
6	135	3	16 17		2			15	398	4	5 24		12		4
7	505	5	12 27		3	7		16	506	5	15 2		5		5
8	271	4	13 13		4			17	182	3	1 16		3		3
9	325	4	9 24		9	3		18	360	4	8 23		4		4
			2844 36	OUT		37					3193 36	IN		37	
					Signature: <u>Bruce Abel</u>							2844 36	OUT	37	
					Marker: <u>Tim Rie</u>							6037 72	TOTAL	71	
					Signature: <u>Tim Rie</u>							DEDUCT HANDICAP		7	
					Date: <u>2-1 APR 1999</u>							NET TOTAL		67	

**LOCAL RULES**

- If a staked tree or staked shrub interferes with the player's stance or the area of his intended swing, the ball MUST be lifted without penalty, and dropped in accordance with the procedure prescribed in Rule 24-2b(1) (Immovable Obstruction). The ball may be cleaned when so lifted.
- Tee posts and stakes marking hazards and ground under repair are immovable obstructions.
- The 10th and 12th greens shall be treated as a single green unless a player whose ball lies on the green beyond its neck elects to use a club other than a putter in which case Rule 25-3 (Ball on wrong putting green) shall apply.

**OUT OF BOUNDS**

- Outside the boundary fences of the Club's property.
- Within the fences surrounding the tennis courts. Within the bowling greens, the boundaries of which are defined by fences, hedges or stone walls. Within the building called "The Pavilion" situated immediately to the left of the first tee. Within the area of the Superintendent's cottage adjacent to the 1st green.
- Inside the Clubhouse gardens.
- The area of the long practice range, the practice putting course and the 1st Hole (Centenary Course), as indicated by the Out-of-Bounds markers.

Note: Temporary Local Rules will be displayed at the 1st tee, when applicable, on the day of play.

**THE ROYAL SYDNEY GOLF CLUB**

MENS (YELLOW AND BLACK TEE MARKERS) AUSTRALIAN COURSE RATING 71.7

**LOCAL RULES**  
(To be read in conjunction with the Rules of Golf)

**1. Out of Bounds**

- Beyond any fence bounding the course.
- Beyond any line of white stakes with black tops.
- Within the fences surrounding the tennis courts.
- Within the Clubhouse gardens and on or beyond the Clubhouse pathways, including the pathways to the practice range and to the tennis courts. (Exception - The section of the Championship Course 1<sup>st</sup> Tee area, as defined by the inside points of the black and white discs, is a part of the course).

**2. Ground Under Repair**  
All areas defined by white stakes and/or lines.

**3. Staked or Ornamental Trees**  
If a tree or shrub which is staked interferes with the player's stance or area of intended swing, the player MUST take relief as provided in Rule 24-2b (1) (Immovable Obstructions).

**4. Fixed Sprinkler Heads**  
The specimen Local Rule in Appendix I of the Rules of Golf applies.

**5. Integral Parts of the Course**  
Unless otherwise marked, areas of the course treated with woodchip mulch are integral parts of the course. The woodchip mulch are loose impediments.

**6. Distance-Measuring Devices**  
For all play at this course, a player may obtain distance information by using a device that measures distance only. If, during a competition round, a player uses a distance-measuring device that is designed to gauge or measure other conditions that might affect their play (eg. gradient, windspeed, temperature etc.), the player is in breach of Rule 14-3, for which the penalty is disqualification, regardless of whether any such additional function is actually used.

**PENALTY FOR BREACH OF LOCAL RULE**  
Match Play - Loss of Hole. Stroke Play - Two Strokes.

**CHAMPIONSHIP COURSE**


MEN - White Markers AMCR 73  
WOMEN - Red Markers AWCR 74

Event	THURSDAY GOLF STABLEFORD	Date	10/10/2013	Handicap	7	Home Club/Club No.	R71	Score
Player 1	TIM RANKINE							
Player 2	MICHAEL DUNN, RICHARD MICHAELS, DARYL STEWART							

HOLE	MEN	WOMEN	INDEX	PAR	PIN	PLAYER	MARKER	HOLE	MEN	WOMEN	INDEX	PAR	PIN	PLAYER	MARKER
1.	254	231	16	4	B	3 3		10.	374	330	7	4	B	5 2	
2.	481	439	8	5	F	4 3		11.	388	321	3	4	M	5 2	
3.	156	129	14	3	F	1 4		12.	348	273	9	4	F	4 2	
4.	383	330	2	4	F	4 3		13.	463	384	17	5	B	6 1	
5.	369	292	4	4	M	5 2		14.	167	143	13	3	M	4 1	
6.	137	115	18	3	M	3 2		15.	394	348	1	4	B	5 2	
7.	506	483	6	5	M	6 2		16.	498	430	15	5	M	5 2	
8.	269	245	12	4	B	4 2		17.	183	156	5	3	F	4 2	
9.	323	309	10	4	B	3 3		18.	361	308	11	4	M	4 2	
		2878	2573	OUT	36	33 24				3178	2693	IN	36	42 16	
				Medical Alert		Marker: RICHARD MICHAELS				2878	2573	OUT	36	33 24	
				G = Green		Player: Tim Rie				6054	5266	TOTAL	72	75 40	
				T = Tee								HANDICAP			
												NET			



# RSGC




Event	WEDNESDAY	Date	15/1/2020	Daily Handicap		Home Club / Club No.		Stroke Score		S'Ford/Par Score	
Player 1	TIM RANKINE			11		ROB STEPHONS		75		44	
Player 2	RON LUXTON										

HOLE	MEN	WOMEN	INDEX	PAR	PIN	PLAYER			MARKER			HOLE	MEN	WOMEN	INDEX	PAR	PIN	PLAYER			MARKER			
						G	SS	P	G	SS	P							G	SS	P				
1 <sub>G</sub>	254	231	16	4		3	3		✓		1	10 <sub>GT</sub>	374	330	7	4		4	3				1	
2 <sub>G</sub>	481	439	8	5		5	3				1	11 <sub>G</sub>	388	321	3	4		4	3				1	
3	156	129	14	3		3	2		✓		2	12 <sub>G</sub>	348	273	9	4		4	3				1	
4	383	330	2	4		5	2				2	13 <sub>G</sub>	463	384	17	5		5	2		✓		2	
5 <sub>T</sub>	369	292	4	4		5	2				2	14	167	143	13	3		3	2			✓	1	
6 <sub>T</sub>	137	115	18	3		2	2		✓		2	15 <sub>G</sub>	394	348	1	4		5	2				2	
7 <sub>G</sub>	506	483	6	5		5	3			✓	1	16 <sub>G</sub>	498	430	15	5		5	2				1	
8 <sub>T</sub>	269	245	12	4		4	2				1	17 <sub>G</sub>	183	156	5	3		4	2				2	
9 <sub>T</sub>	323	309	10	4		4	3				1	18 <sub>T</sub>	361	308	11	4		4	3				1	
	2878	2573	OUT	36		37	22		3	1	13		3176	2693	IN	36		38	22		1	1	12	
<b>+</b> Medical Alert G=Green T=Tee	Marker			Ron Luxton			2878 2573 OUT 36			37 22			3 1 13			3176 2693 IN 36			38 22			1 1 12		
	Player			Tim Rankine			6054 5266 TOTAL 72			75 44			4 2 25			DAILY HANDICAP								
															NET									

Wednesday 15<sup>th</sup> January 2020 – Nett and Scratch Winner



# TRR Golf Handicaps



**Timothy Rankine**  
 Male Member Since 17 May 2009

Handicap: 5.1

Rank	Date	Course & Competition Type	Score	Net	Handicap	Rating	Status
1	15/04/13	Royal Sydney GC (Men)	73	34	5.1	5.1	Stable
2	11/04/13	Royal Sydney GC (Men)	73	31	5.1	5.4	Stable
WIN THE ULTIMATE US MASTERS EXPERIENCE							
3	10/04/13	Royal Sydney GC (Men)	74	31	5.1	5.4	Stable
4	11/04/13	Royal Sydney GC (Men)	73	31	5.1	5.4	Stable
5	10/04/13	Royal Sydney GC (Men)	73	31	5.1	5.4	Stable
6	07/04/13	Royal Sydney GC (Men)	74	31	5.1	5.4	Stable
7	05/04/13	Royal Sydney GC (Men)	74	31	5.1	5.4	Stable
8	10/04/13	Royal Sydney GC (Men)	74	31	5.1	5.4	Stable
9	09/04/13	Royal Sydney GC (Men)	74	31	5.1	5.4	Stable
10	08/04/13	Royal Sydney GC (Men)	74	31	5.1	5.4	Stable
11	07/04/13	Royal Sydney GC (Men)	74	31	5.1	5.4	Stable
12	06/04/13	Royal Sydney GC (Men)	74	31	5.1	5.4	Stable
13	05/04/13	Royal Sydney GC (Men)	74	31	5.1	5.4	Stable
14	04/04/13	Royal Sydney GC (Men)	74	31	5.1	5.4	Stable
15	03/04/13	Royal Sydney GC (Men)	74	31	5.1	5.4	Stable
16	02/04/13	Royal Sydney GC (Men)	74	31	5.1	5.4	Stable
17	01/04/13	Royal Sydney GC (Men)	74	31	5.1	5.4	Stable
18	31/03/13	Royal Sydney GC (Men)	74	31	5.1	5.4	Stable
19	30/03/13	Royal Sydney GC (Men)	74	31	5.1	5.4	Stable
20	29/03/13	Royal Sydney GC (Men)	74	31	5.1	5.4	Stable

G.A. Handicap 5.1  
24<sup>th</sup> April 2013

**Timothy Rankine**  
 Male Member Since 17 May 2009

Handicap: 9.2

Rank	Date	Course & Competition Type	Score	Net	Handicap	Rating	Status
1	15/04/13	Royal Sydney GC (Men)	73	34	5.1	5.1	Stable
2	11/04/13	Royal Sydney GC (Men)	73	31	5.1	5.4	Stable
3	10/04/13	Royal Sydney GC (Men)	74	31	5.1	5.4	Stable
4	11/04/13	Royal Sydney GC (Men)	73	31	5.1	5.4	Stable
5	10/04/13	Royal Sydney GC (Men)	73	31	5.1	5.4	Stable
6	07/04/13	Royal Sydney GC (Men)	74	31	5.1	5.4	Stable
7	05/04/13	Royal Sydney GC (Men)	74	31	5.1	5.4	Stable
8	10/04/13	Royal Sydney GC (Men)	74	31	5.1	5.4	Stable
9	09/04/13	Royal Sydney GC (Men)	74	31	5.1	5.4	Stable
10	08/04/13	Royal Sydney GC (Men)	74	31	5.1	5.4	Stable
11	07/04/13	Royal Sydney GC (Men)	74	31	5.1	5.4	Stable
12	06/04/13	Royal Sydney GC (Men)	74	31	5.1	5.4	Stable
13	05/04/13	Royal Sydney GC (Men)	74	31	5.1	5.4	Stable
14	04/04/13	Royal Sydney GC (Men)	74	31	5.1	5.4	Stable
15	03/04/13	Royal Sydney GC (Men)	74	31	5.1	5.4	Stable
16	02/04/13	Royal Sydney GC (Men)	74	31	5.1	5.4	Stable
17	01/04/13	Royal Sydney GC (Men)	74	31	5.1	5.4	Stable
18	31/03/13	Royal Sydney GC (Men)	74	31	5.1	5.4	Stable
19	30/03/13	Royal Sydney GC (Men)	74	31	5.1	5.4	Stable
20	29/03/13	Royal Sydney GC (Men)	74	31	5.1	5.4	Stable

G.A. Handicap 9.2  
7<sup>th</sup> May 2021  
70<sup>th</sup> Birthday

Ref:RT1 issued  
 3rd May 1999

**TO WHOM IT MAY CONCERN**

This letter serves to introduce Mr. T.R. Rankine, a member of The Royal Sydney Golf Club.

Mr. Rankine who plays off a handicap of 5 may wish to visit your Club in the near future. Any courtesies you may extend to him will be greatly appreciated.

Yours faithfully,  
 W.B. Francis  
 W.B. FRANCIS  
 General Manager

Daily Handicap 5  
G.A. Handicap 3.4  
3<sup>rd</sup> May 1999


09/01/2003	St Michaels GC Aust Am, Men	25	73.0	131	0	10	17.3	3.6
------------	--------------------------------	----	------	-----	---	----	------	-----

G.A. Handicap 3.6 9<sup>th</sup> January 2003

03/12/2021	Royal Sydney GC Yellow, Men	32	72.0	124	1	8	10.0	7.8
------------	--------------------------------	----	------	-----	---	---	------	-----

G.A. Handicap 7.8 3<sup>rd</sup> December 2021 – Joined SCGCC

# TRR Breaks his age Massey Park 28<sup>th</sup> November 2022



PLAYER 1	TIM RANKINE	H/CAP		GROSS	NETT
PLAYER 2	SAM	H/CAP			
EVENT		DATE	28/11/2022		

		MEN			PLAYER			MARKER			WOMEN		
Index	Metres	Par	1	2	Result	HOLE	1	2	Result	Par	Metres	Index	
1/20	410	4	4			1				5	390	15/21/39	
5/34	163	3	4			2				3	158	7/35	
16/28	254	4	5			3				4	248	18/29/44	
10/23	247	4	4			4				4	246	3/23/42	
4/19	458	5	4			5				5	450	1/19/37	
3/33	144	3	3			6				3	125	13/22	
18/30	303	4	4			7				4	298	11/28/43	
11/24	294	4	6			8				4	266	9/30/40	
8/36	156	3	3			9				3	150	5/31	
	2429	34	35			OUT					35	2331	
REPAIR DIVOTS AND PITCH MARKS. KEEP UP AND AVOID SLOW PLAY.													
15/31	302	4	5			10				4	292	4/27	
7/25	141	3	4			11				3	136	10/33	
3/22	205	3	3			12				3	195	2/25	
17/32	262	4	4			13				4	256	17/32	
9/35	168	3	4			14				3	160	12/34	
6/27	120	3	2			15				3	118	6/36	
14/29	261	4	4			16				4	256	14/26/41	
12/26	267	4	4			17				4	257	8/24/45	
2/21	370	4	5			18				5	365	16/20/38	
	2096	32	35			IN					33	2035	
	2429	34	35			OUT					35	2331	
	4525	66	70			TOTAL					68	4366	
ACR						H/CAP						AWCR	
CCR	64					NETT						CCR	

layers 1: \_\_\_\_\_ Start: \_\_\_\_\_ Finish: \_\_\_\_\_  
layers 2: \_\_\_\_\_ Marker: \_\_\_\_\_

**LOCAL RULES**  
To be read in conjunction with Local Rules and the Rules of Golf

- Out of Bounds** - The course boundary lines (including along the right side of the 3rd tee and adjacent to the rear of the 1st green).
- Penalty Areas** - Defined by red or yellow flags or stakes.
- Provisional Golfers** - A golfer who is playing a round on the course and is not a member of the club may play as a provisional golfer.
- Protective Services** - The club reserves the right to close any part of the course for safety reasons.
- Unplayable Ball** - A ball is unplayable if it is in a position where the player is unable to play it with a club.
- Water Hazards** - Defined by blue or black flags or stakes.
- Yellow Flag** - A yellow flag is placed in the hole to indicate that the hole is a water hazard.
- Black Flag** - A black flag is placed in the hole to indicate that the hole is a water hazard.
- Red Flag** - A red flag is placed in the hole to indicate that the hole is a water hazard.
- Blue Flag** - A blue flag is placed in the hole to indicate that the hole is a water hazard.
- Green Flag** - A green flag is placed in the hole to indicate that the hole is a water hazard.
- White Flag** - A white flag is placed in the hole to indicate that the hole is a water hazard.
- Yellow Flag** - A yellow flag is placed in the hole to indicate that the hole is a water hazard.
- Black Flag** - A black flag is placed in the hole to indicate that the hole is a water hazard.
- Red Flag** - A red flag is placed in the hole to indicate that the hole is a water hazard.
- Blue Flag** - A blue flag is placed in the hole to indicate that the hole is a water hazard.
- White Flag** - A white flag is placed in the hole to indicate that the hole is a water hazard.

**BRANCH OF LOCAL RULES - GENERAL PENALTY**  
Stroke Play - Stroke - 18 holes - 18 holes

**CONDITIONS OF COMPETITION**

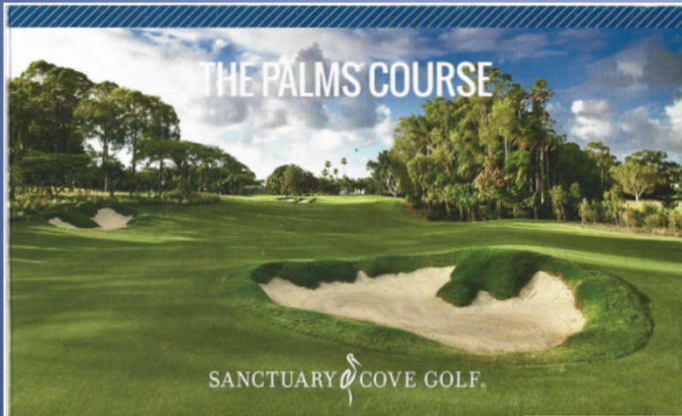

**Penalty for Breach of Conditions 1 & 2 - DISQUALIFICATION**  
Distance Marker - 1820 paces - 100m. BLUE poles - 15cm to the centre of the green.

HOLE	1	2	3	4	5	6	7	8	9	10	11	12	13	14	15	16	17	18
Index	18	8	12	3	14	6	10	1	16	5	11	2	15	7	13	4	17	9

**MATCH PLAY INDEX**

**Massey Park Golf Club**  
Ian Parade, Concord NSW 2137

# TRR Sanctuary Cove



Date: 17 OCT 2022 HOME CLUB

Player A: TIM RANKING M/Ship No. H/Cap

Player B: DON RANKINE M/Ship No. H/Cap

TEES	SCRATCH	SLOPE	TEES	COMPETITION			
BLACK	72	130	BLUE	SINGLE	STROKE	AMBRGE	GROSS
BLUE	70	125	BLACK	2 BALL	STABLEFORD	TEAMS	NETT
WHITE	67	121	WHITE	4 BALL	PAR	AGGREGATE	
RED	69	122	RED				


1. Old Digger 2. What-a-hole 3. Respite 4. Murphy's Island 5. Double Trouble 6. About Turn 7. Daintree 8. St. Andrews 9. Palms 10. Casey's Road 11. Royal 12. Temerty 13. Wavelength 14. Fred's Hill 15. Chance 16. Anen 17. Long Wharf 18. Ashlea

HOLE	1	2	3	4	5	6	7	8	9	OUT	10	11	12	13	14	15	16	17	18	IN	OUT	TOTAL	H'CAP
BLACK	327	163	314	498	374	162	367	368	484	3057	387	190	326	173	387	360	146	392	472	2833	3057	5890	
BLUE	318	139	294	473	352	148	350	347	465	2886	357	169	302	158	373	340	120	375	450	2644	2886	5530	
WHITE	283	130	285	439	333	139	328	323	453	2713	337	147	253	142	306	320	117	355	413	2390	2713	5103	
MENS INDEX	8/26	18/36	16/34	12/22	14/30	4/32	2/24	6/28	10/20		3/21	13/31	15/33	9/29	7/25	5/23	11/27	1/19	17/35				
A	4	3	5	5	4	4	5	4	5	39	5	4	4	5	5	3	5	4	39	39	78		
B																							
C																							
D																							
PAR	4	3	4	5	4	3	4	4	5	36	4	3	4	3	4	4	3	4	5	34	36	70	
WHITE	283	130	285	439	333	139	328	323	453	2713	337	147	253	142	306	320	117	355	413	2390	2713	5103	
RED	283	107	246	380	299	123	311	286	421	2456	315	131	243	123	269	283	113	330	382	2189	2456	4645	
LADIES INDEX	9	17	11	5	3	15	7	13	1		2	16	12	18	8	6	14	4	10				

Player's Signature: Tim Rankine Marker's Signature

CART RULES: • Carts must not be driven inside control lines around the greens. • Carts must be driven on cart paths whenever possible. • Carts are not permitted outside the golf course and must not be driven into carparks or onto public roads. • Maximum two per two bays per cart.

The Palms Blue Tees 17<sup>th</sup> October 2022 – 78 (8 over par)



Date: 8TH JANUARY 2023 HOME CLUB

Player A: TIM RANKING M/Ship No. 9635 H/Cap 12 RB9C

Player B: ANDREW & ALICE RANKING M/Ship No. H/Cap

TEES	SCRATCH	SLOPE	TEES	COMPETITION			
BLACK	74	132	BLACK	SINGLE	STROKE	AMBRGE	GROSS
BLUE	72	127	BLUE	2 BALL	STABLEFORD	TEAMS	NETT
RED	74	126	RED	4 BALL	PAR	AGGREGATE	
YELLOW	71	120	YELLOW				


HOLE	1	2	3	4	5	6	7	8	9	OUT	10	11	12	13	14	15	16	17	18	IN	OUT	TOTAL	H'CAP	NETT
BLACK	371	360	472	172	387	325	155	419	550	32	428	322	324	201	390	400	163	517	425	3370	3211	6581		
BLUE	359	343	439	158	354	311	130	406	526	30	391	496	310	154	353	374	146	487	400	3111	3006	6117		
HANDICAP INDEX	10	14	18	8	4	12	18	2	6		1	11	17	9	5	7	15	13	3					
A	5	5	4	4	5	4	3	5	6	4	5	6	4	3	4	4	5	5	5	40	41	81		
B																								
C																								
D																								
PAR	4	4	5	3	4	4	3	4	5	36	4	3	4	3	4	4	3	5	4	36	36	72		
RED	290	302	392	118	292	285	100	358	483	28	304	444	301	121	323	356	116	452	347	2764	2600	5364		
YELLOW	290	267	302	118	282	245	100	278	483	24	304	362	271	91	283	316	116	412	312	2489	2445	4934		
HANDICAP INDEX	10	8	14	16	12	4	18	2	6		4	5	4	3	4	4	3	5	4	36	36	72		

Player's Signature: Tim Rankine Marker's Signature

The Pines Blue Tees 8<sup>th</sup> January 2023 – 81 (9 over par)



# TRR 2022 Highlights



Twilighters  
Patrons Trophy



SGSNSW  
Championship



LSH Mercedes  
A Grade



GCDGA SCGCC  
Winners




Match Society  
Tom Preston  
Trophy



RSGC Bledisloe Cup Golf  
2022 Winners



# TRR 2023 Highlights




RSGC Country Cup



Rebel Tour Plate  
2023

# TRR Australian Top 100 Completed February 2023



Tim Rankine - Australia's Top 100 Golf Courses  
Source www.top100golfcourses.com 2019 List


Course	Year Played	Rank	Course	Year Played	Rank
Royal Melbourne (West)	1994	1	Spring Valley Golf Club	2000	51
Kingston Heath	1994	2	Glades	2000	52
Bambougle Dunes	2005	3	Hamilton Island	2017	53
New South Wales	1983	4	Port Fairy	2018	54
Cape Wickham Links	2017	5	Sanctuary Cove - Pines	2000	55
Lost Farm	2013	6	Bonville	1993	56
Victoria	1994	7	RACV Healesville	2023	57
Ellerston	2017	8	Elanora	1972	58
Royal Adelaide	2002	9	Terrey Hills	2005	59
National (Moonah)	2000	10	Long Island Country Club	2003	60
Royal Melbourne (East)	1994	11	Riverside Oaks Sungool Course	2019	61
St Andrews Beach	2005	12	Avondale	1992	62
Metropolitan	1994	13	Pelican Waters	2008	63
Cathedral Lodge	2021	14	Stonecutter Ridge	2012	64
National - Old	1994	15	Meadow Springs	2003	65
Newcastle (Stockton)	1995	16	Eastern GC (South)	2023	66
Woodlands	1998	17	Kalgoorlie	2019	67
Dunes	1998	18	Pacific Dunes	2005	68
Lakes	1999	19	West Australian Golf Club	2019	69
Commonwealth	1998	20	Links at Lady Bay	2002	70
Lake Karingup	2003	21	Mount Lawley	2019	71
Ocean Dunes	2017	22	Thirteenth Beach - Creek	2005	72
Australian	1980	23	Settlers Run	2008	73
Peninsula North	2001	24	Lakelands	2000	74
Royal Queensland	2000	25	Pacific Harbour (Bribie Island)	2008	75
Thirteenth Beach - Beach	2000	26	Sanctuary Lakes	2003	76
Kooyonga	2002	27	Curlewis	2017	77
Brookwater	2000	28	Amstel - Ranfurly	2005	78
Barwon Heads	1995	29	Sanctuary Cove - Palms Golf Club	2000	79
Royal Canberra (Westbourne)	1986	30	St Michaels	1970	80
Kennedy Bay	2003	31	Cottesloe	2003	81
Jondalup (Dunes/Quarry)	2003	32	Sorrento	2010	82
Magenta Shores	2007	33	Black Bull	2021	83
Moonah Links - Legends	2005	34	Sun City Golf Club	2019	84
Huntingdale	1998	35	Twin Creeks	2005	85
Peninsula South	2003	36	RACV Royal Pines (Green/Gold)	2017	86
Royal Sydney	1970	37	Vines - Lakes	2003	87
Grand	2017	38	Brisbane Golf Club	2000	88
Concord	1971	39	Murray Downs	2021	89
Yarra Yarra	1996	40	Narooma	2016	90
National Ocean	2000	41	Eynesbury	2012	91
Grange - West	2002	42	Cranbourne	2017	92
Gleneil	2002	43	Indooroopilly (West Course)	2000	93
Bonnie Doon	1970	44	Federal Golf Club	2005	94
Cut at Port Bouvard	2019	45	Tasmania Golf Club	2005	95
Vintage	2002	46	Secret Harbour	2003	96
Grange East	2013	47	Warrnambool	2018	97
Hope Island	2000	48	Riversdale Golf Club	1999	98
Portsea	2000	49	Royal Fremantle Golf Club	2003	99
Moonah Links (open Course)	2002	50	Heritage St Johns	2006	100



Final Course Eastern GC  
Tuesday 14<sup>th</sup> February 2023

<https://www.top100golfcourses.com/> 2019 Australia

# Senior Golfers' Society of Australia – McIntyre Adelaide 2024




Adelaide Oval Scoreboard  
Tuesday 16<sup>th</sup> April 2024




TRR RAGC 4BBB 45 Points (40 Individual),  
Glenelg GC 4BBB 43 Points (36 Individual)


# 2024 Super Seniors Champions



# 2025 Super Seniors Champions



# TRR Bay Course November 2025



**Player**  
 Tim Rankine

**H/C**  
 12

**Golflink**  
 2012701903

**Par: 72**  
**S/R: 72.0**  
**Slope: 125**

**RESULT**  
 79/41

23 Nov 2025 9:00 am 1st Tee Mixed Comp/Social

**Tee Block:** Links (White)

**Daily Comp:** Stableford

MARK GROSS SCORE ONLY, USE PEN OR DARK PENCIL

Metres	Par	Index	Shots	Player	Result	Marker	Result	Hole
237	4	15	0		5	1	1	
416	5	9	1		4	4	2	
142	3	14	0		3	2	3	
355	4	11	1		6	1	4	
351	4	1	1		4	3	5	
100	3	18	0		3	2	6	
270	4	16	0		5	1	7	
336	4	4	1		3	4	8	
476	5	6	1		5	3	9	
2683	36				38	21		

Metres	Par	Index	Shots	Player	Result	Marker	Result	Hole
173	3	7	1		3	3	10	
322	4	10	1		5	2	11	
415	5	8	1		4	4	12	
263	4	13	0		4	2	13	
277	4	17	0		4	2	14	
497	5	5	1		6	2	15	
388	4	3	1		6	1	16	
163	3	12	1		3	3	17	
363	4	2	1		6	1	18	
2861	36				41	20		

**IN** 41 20  
**OUT** 79 41  
**GROSS**  
**H/C**  
**NETT**

**Player:** NIC FETERIS  
**Marker:** DAVID WILLIAMS

© Copyright MScore MClub

## CLUB TEES

Scratch: 80 (W), 73 (M)      Slope: 143 (W), 130 (M)

Hole	1	2	3	4	5	6	7	8	9	Out
<b>Par</b>	4	5	3	4	4	3	4	4	5	36
<b>Metres</b>	265	443	153	377	401	105	280	376	508	2908
<b>Index</b>	15	18	14	5	2	17	11	4	9	<b>Total</b>
<b>Player</b>	4	5	4	4	6	2	5	5	5	40
<b>Marker</b>										

Date: 22 Nov 2025      Player Signature: \_\_\_\_\_

		Score	
<b>Player 1</b>	TIM RANKINE	<b>H'cap</b>	13
<b>Player 2</b>		<b>H'cap</b>	
		<b>Score</b>	41

10	11	12	13	14	15	16	17	18	In	Total
3	4	5	4	4	5	4	3	4	36	72
194	342	475	274	286	510	412	171	381	3045	5953
8	6	13	12	16	7	1	10	3	<b>Total</b>	<b>Total</b>
5	5	4	5	4	5	4	4	4	40	80

**Marker** Signature: ALEX HILL      Local Rules: